

FLUSH SLIDING DOOR SYSTEM

MFU-1000



# MonoFlat UNISON®

|                |                   |
|----------------|-------------------|
| Door Width     | 800 - 1000 mm     |
| Door Height    | Max. 2500 mm      |
| Door Thickness | *28 - 30 mm       |
| Door Weight    | Max. 30 kg        |
| Adjustability  | Depth: ±3.5 mm    |
|                | Horizontal: ±4 mm |
|                | Vertical: ±4 mm   |


\*Can be used on door thicker than 30 mm by mortising hanging bracket into the door.

WARDROBE & CABINET DOOR HARDWARE

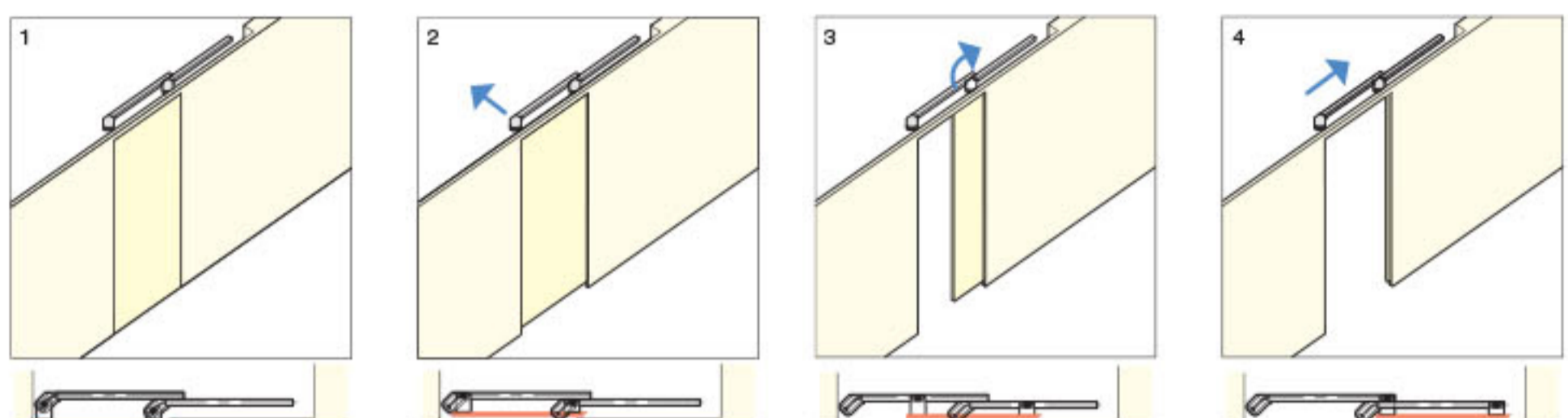
FLUSH SLIDING DOOR SYSTEM

Features

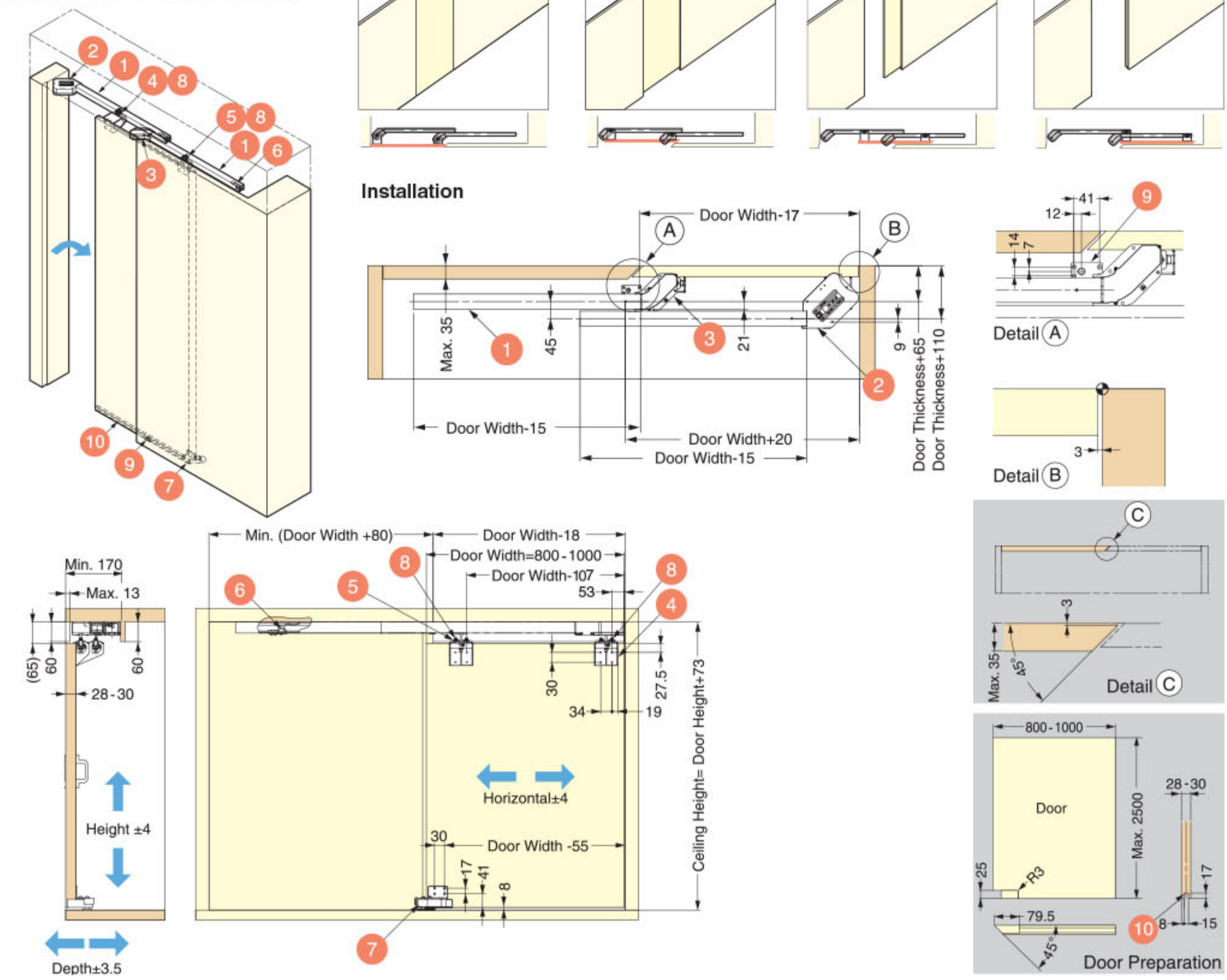
- Completely flush with surroundings, looks like it is just another part of the wall.
- Self-closing function pulls in door fully when it is close to closing.
- Easier installation due to reduced number of parts.
- Does not require a bottom rail. By using a bottom rail, door can be held more firmly.



How the Door Moves



Installation



**Parts Set (Per Door)**

| Item Code   | Item Name  | Description                    |
|-------------|------------|--------------------------------|
| 250-022-021 | MFU-1000-R | Door slides from Right to Left |
| 250-022-022 | MFU-1000-L | Door slides from Left to Right |

Necessary Parts

Parts Included

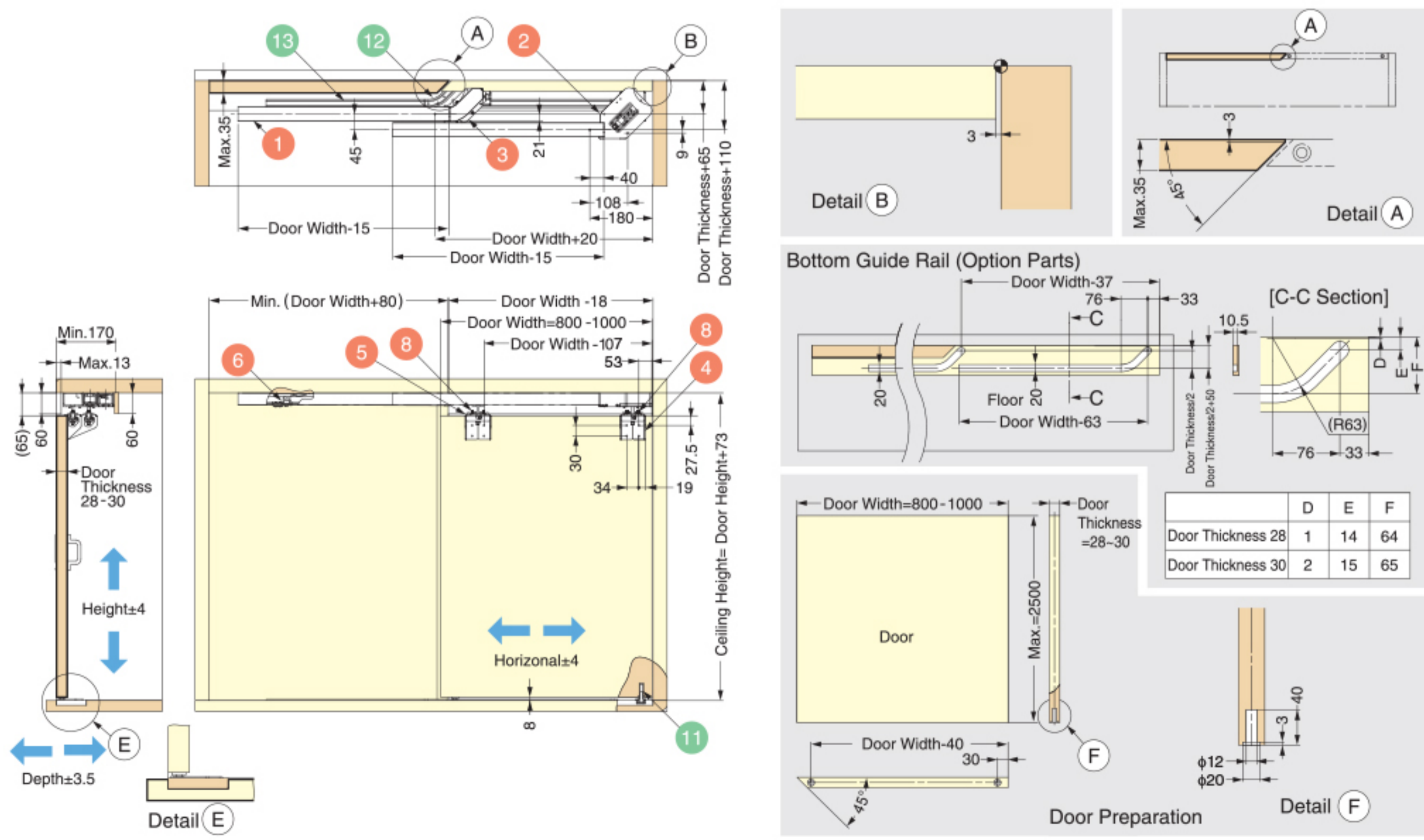
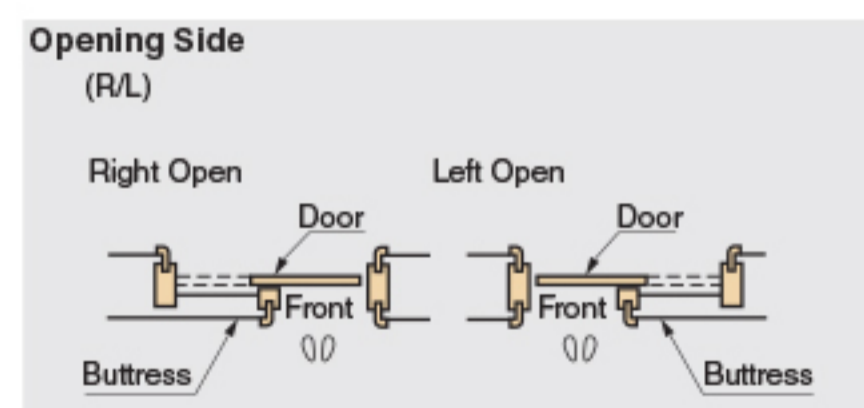
| No. | Qty   | Part Name       | Dimensions                 | Description  |
|-----|-------|-----------------|----------------------------|--|
| 1   | 2 pcs | Upper Track     | 40x38, 5xφ5.5 interval 215 | • Material Aluminium<br>• Finish Anodized                    |
| 2   | 1 pc  | Guide Block     | 167.9x103, 39.5, 3xφ4.5    | • Material Aluminium, Polycarbonate<br>• Finish Silver White |
| 3   | 1 pc  | Guide Block     | 111.1x89.9, 36, 4xφ4.6     | • Material Aluminium<br>• Finish Silver                      |
| 4   | 1 pc  | Upper Bracket A | 72x4x4.6, 30, 10, 70       | • Material Steel<br>• Finish Chromate                        |
| 5   | 1 pc  | Upper Bracket B | 72x4x4.6, 34, 19, 47.4, 70 | • Material Steel<br>• Finish Chromate                        |

| No. | Qty   | Part Name        | Dimensions   | Description   |
|-----|-------|------------------|--|---|
| 6   | 1 pc  | Stopper          | 30x71, 54.2, 32  | • Material PBT / Steel<br>• Finish White / Yellow Zinc Chromate     |
| 7   | 1 pc  | Lower Guide      | 14.5x113, 14.5x98.5, 25x65, 17x40, 16, 25, 30, 60, 4xφ5        | • Material Steel<br>• Finish Chromate                               |
| 8   | 2 pcs | Upper Roller     | Min. 7, 31.4, 58.8, 25, 62.8, 10, 68.8, 10, 64.5, 25, 58.8, 10 | • Material POM / Steel<br>• Finish Natural / Chromate               |
| 9   | 1 pc  | Bottom Guide Pin | 51, 41, 3.7, 17, 34, 14, 28, 4 (Adjust), 11.5, 4, 14           | • Material Polyamide<br>• Finish Yellow Zinc Chromate / Light Brown |
| 10  | 1 pc  | Guide Track      | 12x17, 15, 2   | • Material Aluminium<br>• Finish Anodized                           |

**Optional Parts**

For floor mounted recessed guide track.

| Item Code   | Item Name       | Description                    | Parts Included          |
|-------------|-----------------|--------------------------------|-------------------------|
| 250-023-148 | MFU-1000RG-SL-R | Door slides from Right to Left | 11 2pcs 12 2pcs 13 2pcs |
| 250-023-149 | MFU-1000RG-SL-L | Door slides from Left to Right | 11 2pcs 12 2pcs 13 2pcs |



WARDROBE & CABINET DOOR HARDWARE

FLUSH SLIDING DOOR SYSTEM